

SK

TOOL HOLDERS

SK Taper Standard

SK 锥柄标准



| Size | D | d1 | d2 | d3 | d4 | d5 | d6 | d7 | l1 | l2 | l3 | l4 | l5 | e1 | e2 |
|------|-------|-------|--------|-------|----|----|------|----|-------|----|------|------|------|----|----|
| SK30 | 50 | 31.75 | 59.3 | 44.3 | 45 | 13 | 16.1 | 7 | 47.8 | 24 | 18.8 | 16.3 | 15 | 21 | 5 |
| SK40 | 63.55 | 44.45 | 72.3 | 56.25 | 50 | 17 | 16.1 | 7 | 58.4 | 32 | 25 | 22.7 | 18.5 | 27 | 5 |
| SK50 | 97.5 | 69.85 | 107.36 | 91.25 | 80 | 25 | 25.7 | 7 | 101.8 | 47 | 37.7 | 35.5 | 30 | 42 | 7 |

Taper standard: DIN 69871

Material: Alloyed case hardened steel

Surface Treatment: Blackening and Bright

Taper tolerance: <AT3

Hardness: HRC 56-60

Carbon depth: 0.8±0.2mm

Surface Roughness: Ra<0.2µm

Balancing: G6.3/15000; G2.5/25000

Cooling: AD; AD/B can be made by request.

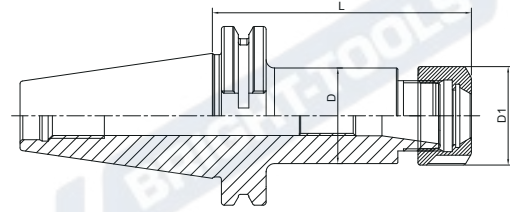
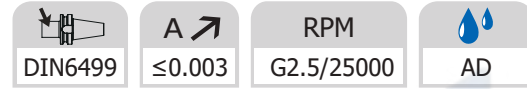
SK TOOLING SYSTEM

SK 工具系统目录

| | |
|--|------|
| ER Collet Chuck..... | E.04 |
| ER 弹簧夹头刀柄 | |
| ER Collet Chuck, Shrot..... | E.08 |
| ER 弹簧夹头刀柄,超短型 | |
| Power Milling Chuck | E.08 |
| 强力铣刀柄 | |
| OZ Collet C huck..... | E.11 |
| OZ 夹头刀柄 | |
| SKS Collet Chuck..... | E.11 |
| SKS 高速筒夹刀柄 | |
| Pull Back Collet Chuck | E.12 |
| DC 后拉刀柄 | |
| Precision Screw Collet Chuck..... | E.13 |
| NDC后拉刀柄 | |
| Face Mill Holder..... | E.14 |
| 面铣刀柄 | |
| Combi Shell Mill Holder..... | E.17 |
| 混合插入式铣刀柄 | |
| End Mill Holder..... | E.18 |
| 侧固刀柄 | |
| Morse Taper Adapter..... | E.24 |
| 带扁尾莫氏刀柄 | |
| Morse Taper Adapter..... | E.25 |
| 带螺纹孔莫氏刀柄 | |
| Tool Holder Adatper Sleeve | E.26 |
| 转换刀柄 | |
| Drill Chuck Adapter..... | E.27 |
| 钻接杆 | |
| APU Drill Chuck Holder | E.27 |
| APU 钻夹头刀柄 | |
| Precision Drill Chuck Holder..... | E.28 |
| 精密钻夹头刀柄 | |
| Quick Change Tapping Chuck..... | E.28 |
| 弹性快换攻丝刀柄 | |
| Screw-in Milling Cutter Holder..... | E.29 |
| SOM 锁牙刀柄 | |
| Runout Adjustable Flange Adapter | E.32 |
| 可调节精度法兰刀柄 | |
| UM Adjustable..... | E.32 |
| UM调零刀柄 | |
| Boring Bar Blank..... | E.33 |
| 基础柄 | |
| Test Arbor..... | E.33 |
| 主轴检测棒 | |
| Alignment Tool for ATC Arm | E.34 |
| 调整机械用手用组合模具 | |



ER Collet Chuck with UM Nut ER 弹簧夹头刀柄


SK

| Size | D | D1 | L | Capacity |
|-----------------|----|----|-----|----------|
| SK30-ER16UM-70 | 28 | 32 | 70 | 1-10 |
| SK30-ER20UM-70 | 34 | 35 | 70 | 1-13 |
| SK30-ER25-70 | 32 | 42 | 70 | 2-16 |
| SK30-ER32-70 | 40 | 50 | 70 | 2-20 |
| SK30-ER40-70 | 50 | 63 | 70 | 3-26 |
| SK30-ER16UM-100 | 28 | 32 | 100 | 1-10 |
| SK30-ER20UM-100 | 34 | 35 | 100 | 1-13 |
| SK30-ER25-100 | 42 | 42 | 100 | 2-16 |
| SK30-ER32-100 | 50 | 50 | 100 | 2-20 |
| SK40-ER16UM-63 | 28 | 32 | 63 | 1-10 |
| SK40-ER20UM-70 | 34 | 35 | 70 | 1-13 |
| SK40-ER25-70 | 42 | 42 | 70 | 2-16 |
| SK40-ER32-70 | 40 | 50 | 70 | 2-20 |
| SK40-ER40-80 | 63 | 63 | 80 | 3-26 |
| SK40-ER16UM-100 | 28 | 32 | 100 | 1-10 |
| SK40-ER20UM-100 | 34 | 35 | 100 | 1-13 |
| SK40-ER25-100 | 42 | 42 | 100 | 2-16 |
| SK40-ER32-100 | 50 | 50 | 100 | 2-20 |
| SK40-ER40-100 | 63 | 63 | 100 | 3-26 |
| SK40-ER40-120 | 63 | 63 | 120 | 3-26 |
| SK40-ER16UM-160 | 28 | 32 | 160 | 1-10 |
| SK40-ER20UM-160 | 34 | 35 | 160 | 1-13 |
| SK40-ER25-160 | 42 | 42 | 160 | 2-16 |
| SK40-ER32-160 | 50 | 50 | 160 | 2-20 |
| SK40-ER40-160 | 63 | 63 | 160 | 3-26 |
| SK40-ER16UM-200 | 28 | 32 | 200 | 1-10 |
| SK40-ER20UM-200 | 34 | 35 | 200 | 1-13 |
| SK40-ER25-200 | 42 | 42 | 200 | 2-16 |
| SK40-ER32-200 | 50 | 50 | 200 | 2-20 |
| SK40-ER40-200 | 50 | 63 | 200 | 3-26 |

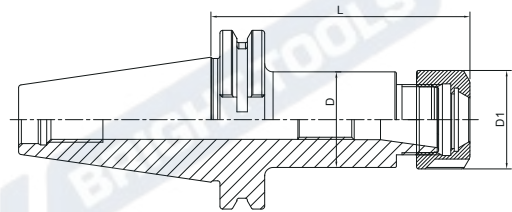
AD/B Customized

AD/B 可定制

ER Collet Chuck with UM Nut
ER 弹簧夹头刀柄



| | | | |
|---------|---------------------------|-------------------|----|
| DIN6499 | A \nearrow ≤ 0.003 | RPM G2.5/25000 | AD |
|---------|---------------------------|-------------------|----|



| Size | D | D1 | L | Capacity |
|-----------------|-----|----|-----|----------|
| SK50-ER16UM-70 | 28 | 32 | 70 | 1-10 |
| SK50-ER20UM-70 | 34 | 35 | 70 | 1-13 |
| SK50-ER25-60 | 42 | 42 | 60 | 2-16 |
| SK50-ER32-70 | 50 | 50 | 70 | 2-20 |
| SK50-ER40-80 | 63 | 63 | 80 | 3-26 |
| SK50-ER50-100 | 100 | 78 | 100 | 6-34 |
| SK50-ER16UM-100 | 28 | 32 | 100 | 1-10 |
| SK50-ER20UM-100 | 34 | 35 | 100 | 1-13 |
| SK50-ER25-100 | 42 | 42 | 100 | 2-16 |
| SK50-ER32-100 | 50 | 50 | 100 | 2-20 |
| SK50-ER40-100 | 63 | 63 | 100 | 3-26 |
| SK50-ER16UM-160 | 28 | 32 | 160 | 1-10 |
| SK50-ER20UM-160 | 34 | 35 | 160 | 1-13 |
| SK50-ER25-160 | 42 | 42 | 160 | 2-16 |
| SK50-ER32-160 | 50 | 50 | 160 | 2-20 |
| SK50-ER40-160 | 63 | 63 | 160 | 3-26 |
| SK50-ER16UM-200 | 28 | 32 | 200 | 1-10 |
| SK50-ER20UM-200 | 34 | 35 | 200 | 1-13 |
| SK50-ER25-200 | 42 | 42 | 200 | 2-16 |
| SK50-ER32-200 | 50 | 50 | 200 | 2-20 |
| SK50-ER40-200 | 63 | 63 | 200 | 3-26 |
| SK60-ER32-100 | 50 | 50 | 100 | 2-20 |
| SK60-ER40-100 | 63 | 63 | 100 | 3-26 |
| SK60-ER50-100 | 64 | 78 | 100 | 6-34 |
| SK60-ER32-160 | 50 | 50 | 160 | 2-20 |
| SK60-ER40-160 | 63 | 63 | 160 | 3-26 |
| SK60-ER50-160 | 64 | 78 | 160 | 6-34 |

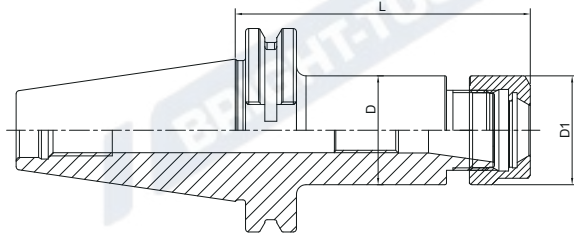
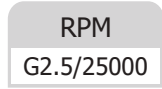
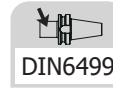
AD/B Customized

AD/B 可定制

SK

ER Collet Chuck with Hex Nut

ER 弹簧夹头刀柄


SK

| Size | D | D1 | L | Capacity |
|----------------|----|----|-----|----------|
| SK30-ER16-70 | 28 | 28 | 70 | 1-10 |
| SK30-ER20-70 | 34 | 34 | 70 | 1-13 |
| SK30-ER16-100 | 28 | 28 | 100 | 1-10 |
| SK30-ER20-100 | 34 | 34 | 100 | 1-13 |
| SK40-ER16-63 | 28 | 28 | 63 | 1-10 |
| SK40-ER20-70 | 34 | 34 | 70 | 1-13 |
| SK40-ER16-100 | 28 | 28 | 100 | 1-10 |
| SK40-ER20-100 | 34 | 34 | 100 | 1-13 |
| SK40-ER16-160T | 28 | 28 | 160 | 1-10 |
| SK40-ER20-160 | 34 | 34 | 160 | 1-13 |

RPM
G6.3/15000

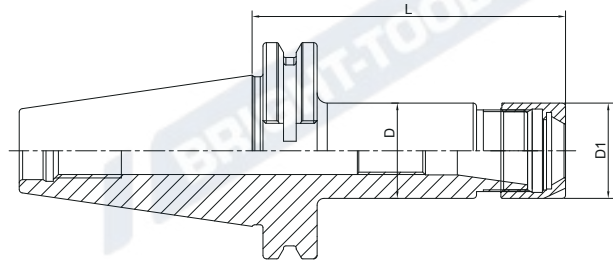
| Size | D | D1 | L | Capacity |
|----------------|----|----|-----|----------|
| SK40-ER16-200T | 28 | 28 | 200 | 1-10 |
| SK40-ER20-200 | 34 | 34 | 200 | 1-13 |
| SK50-ER16-70 | 28 | 28 | 70 | 1-10 |
| SK50-ER20-70 | 34 | 34 | 70 | 1-13 |
| SK50-ER16-100 | 28 | 28 | 100 | 1-10 |
| SK50-ER20-100 | 34 | 34 | 100 | 1-13 |
| SK50-ER16-160T | 28 | 28 | 160 | 1-10 |
| SK50-ER20-160 | 34 | 34 | 160 | 1-13 |
| SK50-ER16-200T | 28 | 28 | 200 | 1-10 |
| SK50-ER20-200 | 34 | 34 | 200 | 1-13 |

AD/B Customized
T refers to cutter side with taper design

AD/B 可定制
T 代表刀具端锥柄设计

ER Collet Chuck with Mini Nut
ER 弹簧夹头刀柄

| | | | |
|---------|----------------|-------------------|----|
| DIN6499 | A ≤ 0.003 | RPM G2.5/25000 | AD |
|---------|----------------|-------------------|----|



| Size | D | D1 | L | Capacity |
|-----------------|----|----|-----|----------|
| SK40-ER11M-70 | 16 | 16 | 70 | 1-7 |
| SK40-ER16M-70 | 22 | 22 | 70 | 1-10 |
| SK40-ER20M-70 | 28 | 28 | 70 | 1-13 |
| SK40-ER25M-70 | 35 | 35 | 70 | 2-16 |
| SK40-ER11M-100 | 16 | 16 | 100 | 1-7 |
| SK40-ER16M-100 | 22 | 22 | 100 | 1-10 |
| SK40-ER20M-100 | 28 | 28 | 100 | 1-13 |
| SK40-ER25M-100 | 35 | 35 | 100 | 2-16 |
| SK40-ER11M-160T | 16 | 16 | 160 | 1-7 |
| SK40-ER16M-160T | 22 | 22 | 160 | 1-10 |
| SK40-ER20M-160 | 28 | 28 | 160 | 1-13 |
| SK40-ER25M-160 | 35 | 35 | 160 | 2-16 |

| |
|------------|
| RPM |
| G6.3/15000 |

| Size | D | D1 | L | Capacity |
|-----------------|----|----|-----|----------|
| SK50-ER16M-70 | 22 | 22 | 70 | 1-10 |
| SK50-ER20M-70 | 28 | 28 | 70 | 1-13 |
| SK50-ER25M-70 | 35 | 35 | 70 | 2-16 |
| SK50-ER16M-100 | 22 | 22 | 100 | 1-10 |
| SK50-ER20M-100 | 28 | 28 | 100 | 1-13 |
| SK50-ER25M-100 | 35 | 35 | 100 | 2-16 |
| SK50-ER16M-160T | 22 | 22 | 160 | 1-10 |
| SK50-ER20M-160 | 28 | 28 | 160 | 1-13 |
| SK50-ER25M-160 | 35 | 35 | 160 | 2-16 |

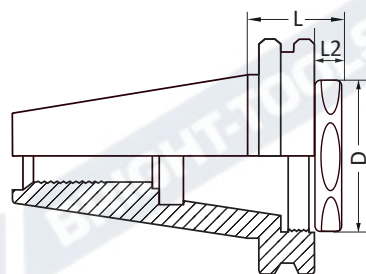
AD/B Customized
 T refers to cutter side with taper design

AD/B 可定制
 T 代表刀具端锥柄设计

SK

ER Collet Chuck, Shrot
ER 弹簧夹头刀柄, 超短型

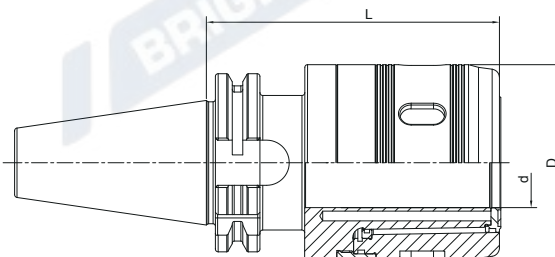
| | | | |
|---------|------------|----------------|----|
| DIN6499 | A ↗ ≤0.003 | RPM G2.5/25000 | AD |
|---------|------------|----------------|----|



| Size | D | L | L1 |
|--------------|------|----|------|
| SK40-ER25-28 | 29.5 | 28 | 8.95 |
| SK40-ER32-28 | 37.5 | 28 | 8.95 |

SK
Power Milling Chuck
强力铣刀柄

| | |
|------------|----|
| A ↗ ≤0.008 | AD |
|------------|----|



| Size | d | D | L | Capacity |
|---------------|----|----|-----|----------|
| SK30-HC20-85 | 20 | 50 | 85 | 3-16; 20 |
| SK30-HC20-100 | 20 | 50 | 100 | 3-16; 20 |
| SK40-HC20-85 | 20 | 50 | 85 | 3-16; 20 |
| SK40-HC25-100 | 25 | 59 | 100 | 3-20; 25 |
| SK40-HC32-105 | 32 | 72 | 105 | 3-25; 32 |
| SK50-HC20-105 | 20 | 50 | 105 | 3-16; 20 |
| SK50-HC25-100 | 25 | 59 | 100 | 3-20; 25 |
| SK50-HC32-110 | 32 | 72 | 110 | 3-25; 32 |
| SK50-HC42-110 | 42 | 99 | 110 | 3-32; 42 |

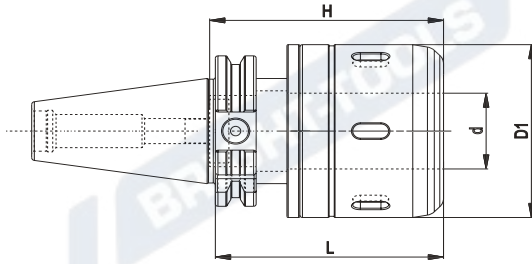
Power Milling Chuck
强力铣刀柄

NEW



A ↗
 ≤0.005

AD



| Size | d | D1 | L | H |
|-----------------|----|----|-----|-----|
| SK30-CT16SA-90 | 16 | 45 | 90 | 65 |
| SK30-CT16SA-105 | 16 | 45 | 105 | 65 |
| SK30-CT20SA-90 | 20 | 52 | 90 | 80 |
| SK30-CT20SA-105 | 20 | 52 | 105 | 80 |
| SK40-CT16SA-90 | 16 | 45 | 90 | 65 |
| SK40-CT20SA-90 | 20 | 52 | 90 | 80 |
| SK40-CT20SA-105 | 20 | 52 | 105 | 80 |
| SK40-CT20SA-120 | 20 | 52 | 120 | 80 |
| SK40-CT25SA-105 | 25 | 61 | 105 | 80 |
| SK40-CT25SA-135 | 25 | 61 | 135 | 80 |
| SK40-CT32SA-105 | 32 | 73 | 105 | 85 |
| SK40-CT32SA-120 | 32 | 73 | 120 | 85 |
| SK40-CT32SA-135 | 32 | 73 | 135 | 120 |

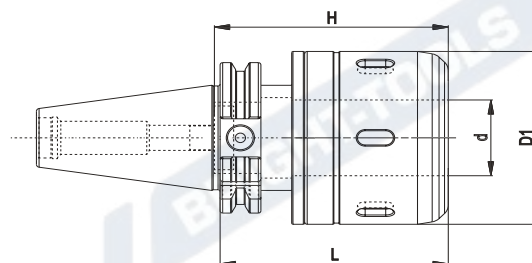
SK



Power Milling Chuck 强力铣刀柄

NEW

| | |
|--------|----|
| A ↗ | AD |
| ≤0.005 | |

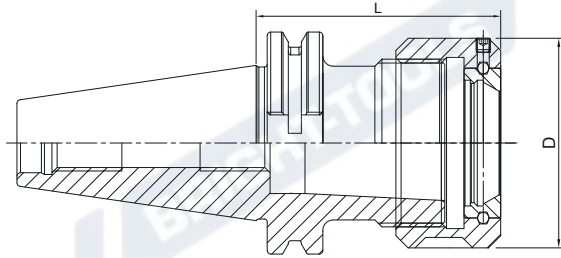

SK

| Size | d | D1 | L | H |
|------------------|----|----|-----|-----|
| SK50-CT16SA-90 | 16 | 45 | 90 | 65 |
| SK50-CT16SA-105 | 16 | 45 | 105 | 65 |
| SK50-CT16SA-135 | 16 | 45 | 135 | 65 |
| SK50-CT20SA-90 | 20 | 52 | 90 | 80 |
| SK50-CT20SA-105 | 20 | 52 | 105 | 80 |
| SK50-CT20SA-120 | 20 | 52 | 120 | 80 |
| SK50-CT20SA-135 | 20 | 52 | 135 | 80 |
| SK50-CT20SA-165 | 20 | 52 | 165 | 80 |
| SK50-CT20SA-200 | 20 | 52 | 200 | 80 |
| SK50-CT20SA-250 | 20 | 52 | 250 | 80 |
| SK50-CT20SA-300 | 20 | 52 | 300 | 80 |
| SK50-CT25SA-105 | 25 | 61 | 105 | 80 |
| SK50-CT25SA-135 | 25 | 61 | 135 | 80 |
| SK50-CT25SA-165 | 25 | 61 | 165 | 80 |
| SK50-CT25SA-200 | 25 | 61 | 200 | 80 |
| SK50-CT25SA-250 | 25 | 61 | 250 | 80 |
| SK50-CT25SA-300 | 25 | 61 | 300 | 80 |
| SK50-CT32SA-95 | 32 | 73 | 95 | 120 |
| SK50-CT32SA -105 | 32 | 73 | 105 | 120 |
| SK50-CT32SA-120 | 32 | 73 | 120 | 120 |
| SK50-CT32SA-135 | 32 | 73 | 135 | 120 |
| SK50-CT32SA-150 | 32 | 73 | 150 | 120 |
| SK50-CT32SA-165 | 32 | 73 | 165 | 120 |
| SK50-CT32SA-200 | 32 | 73 | 200 | 120 |
| SK50-CT32SA-250 | 32 | 73 | 250 | 120 |
| SK50-CT32SA-300 | 32 | 73 | 300 | 120 |

OZ Collet Chuck OZ 夹头刀柄



| | | | |
|---------|----------------|----------------|----|
| DIN6391 | A ≤ 0.005 | RPM G6.3/15000 | AD |
|---------|----------------|----------------|----|

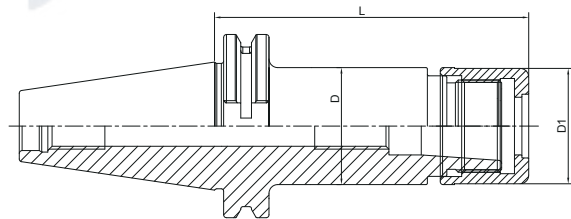


| Size | D | L | Capacity |
|---------------|----|-----|----------|
| SK40-OZ16-70 | 43 | 70 | 2-16 |
| SK40-OZ25-70 | 60 | 70 | 2-25 |
| SK40-OZ32-90 | 72 | 90 | 4-32 |
| SK40-OZ16-100 | 43 | 100 | 2-16 |
| SK40-OZ25-100 | 60 | 100 | 2-25 |
| SK50-OZ25-70 | 60 | 70 | 2-25 |
| SK50-OZ32-80 | 72 | 80 | 4-32 |

High Speed SKS Collet Chuck SKS 高速筒夹刀柄




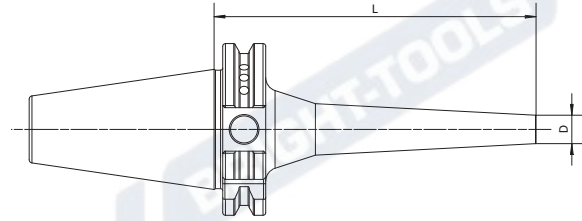
| | | |
|----------------|----------------|----|
| A ≤ 0.003 | RPM G2.5/25000 | AD |
|----------------|----------------|----|



| Size | D | D1 | L | Capacity | M |
|----------------|------|------|-----|----------|---------|
| SK40-SKS10-60 | 27.5 | 27.1 | 60 | 2-10 | M21.5*1 |
| SK40-SKS16-60 | 40.6 | 40 | 60 | 3-16 | M32*1.5 |
| SK40-SKS10-90 | 27.5 | 27.1 | 90 | 2-10 | M21.5*1 |
| SK40-SKS16-90 | 40.6 | 40 | 90 | 3-16 | M32*1.5 |
| SK40-SKS10-120 | 27.5 | 27.1 | 120 | 2-10 | M21.5*1 |
| SK40-SKS16-120 | 40.6 | 40 | 120 | 3-16 | M32*1.5 |
| SK50-SKS10-105 | 27.5 | 27.1 | 105 | 2-10 | M21.5*1 |
| SK50-SKS16-105 | 40.6 | 40 | 105 | 3-16 | M32*1.5 |
| SK50-SKS10-135 | 27.5 | 27.1 | 135 | 2-10 | M21.5*1 |
| SK50-SKS16-135 | 40.6 | 40 | 135 | 3-16 | M32*1.5 |
| SK50-SKS10-165 | 27.5 | 27.1 | 165 | 2-10 | M21.5*1 |
| SK50-SKS16-165 | 40.6 | 40 | 165 | 3-16 | M32*1.5 |


Pull Back Collet Chuck DC 后拉刀柄

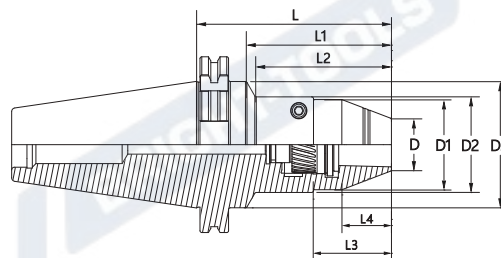
| | | |
|---------------|-------------------|---|
| A ↗ ≤0.003 | RPM G2.5/25000 |  AD |
|---------------|-------------------|---|


SK

| Size | D | L | Capacity |
|---------------|----|-----|----------|
| SK30-DC06-60 | 14 | 60 | 1-6 |
| SK30-DC06-90 | 14 | 90 | 1-6 |
| SK30-DC06-120 | 14 | 120 | 1-6 |
| SK30-DC08-60 | 22 | 60 | 1-10 |
| SK30-DC08-90 | 22 | 90 | 1-10 |
| SK30-DC08-120 | 22 | 120 | 1-10 |
| SK30-DC12-80 | 34 | 80 | 1-12 |
| SK40-DC06-60 | 14 | 60 | 1-6 |
| SK40-DC06-90 | 14 | 90 | 1-6 |
| SK40-DC06-120 | 14 | 120 | 1-6 |
| SK40-DC06-150 | 14 | 150 | 1-6 |
| SK40-DC08-60 | 22 | 60 | 1-10 |
| SK40-DC08-90 | 22 | 90 | 1-10 |
| SK40-DC08-120 | 22 | 120 | 1-10 |
| SK40-DC08-150 | 22 | 150 | 1-10 |
| SK40-DC08-200 | 22 | 200 | 1-10 |
| SK40-DC12-90 | 34 | 90 | 1-12 |
| SK40-DC12-120 | 34 | 120 | 1-12 |
| SK40-DC12-150 | 34 | 150 | 1-12 |
| SK40-DC12-200 | 34 | 200 | 1-12 |
| SK50-DC06-110 | 14 | 110 | 1-6 |
| SK50-DC06-150 | 14 | 150 | 1-6 |
| SK50-DC08-110 | 22 | 110 | 1-10 |
| SK50-DC08-150 | 22 | 150 | 1-10 |
| SK50-DC08-200 | 22 | 200 | 1-10 |
| SK50-DC12-120 | 34 | 120 | 1-12 |
| SK50-DC12-150 | 34 | 150 | 1-12 |
| SK50-DC12-200 | 34 | 200 | 1-12 |

Precision Screw Collet Chuck
NDC 后拉刀柄

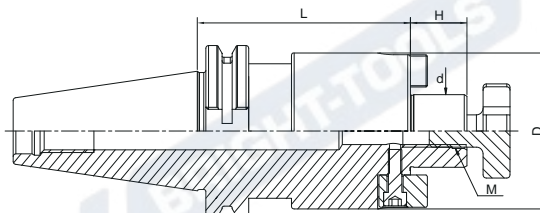
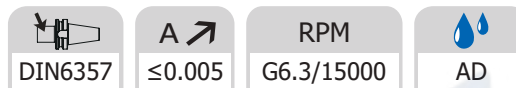
| | | |
|----------------------|--------------------------|--|
| A ↗ ≤0.003 | RPM G2.5/25000 |  AD |
|----------------------|--------------------------|--|



| Size | D | D1 | D2 | D3 | L | L1 | L2 | L3 | L4 | Capacity |
|----------------|----|----|----|----|-----|----|----|----|----|----------|
| SK40-NDC20-60 | 40 | 53 | - | - | 60 | 42 | 30 | 19 | - | 4-20 |
| SK50-NDC14-110 | 25 | 50 | 53 | 70 | 110 | 83 | 76 | 43 | 26 | 4-14 |

SK



Face Mill Holder
面铣刀柄

SK

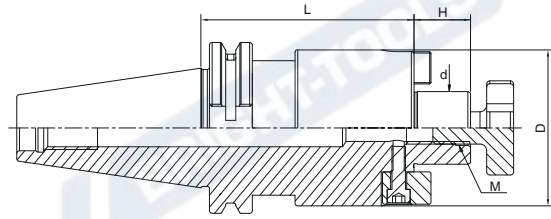
| Size | d | D | L | H | M |
|----------------|----|----|-----|----|-----|
| SK30-FMB16-40 | 16 | 38 | 40 | 17 | M8 |
| SK30-FMB22-40 | 22 | 48 | 40 | 19 | M10 |
| SK30-FMB27-50 | 27 | 58 | 50 | 21 | M12 |
| SK30-FMB32-50 | 32 | 78 | 50 | 24 | M16 |
| | | | | | |
| SK40-FMB16-35 | 16 | 38 | 35 | 17 | M8 |
| SK40-FMB22-35 | 22 | 48 | 35 | 19 | M10 |
| SK40-FMB27-40 | 27 | 58 | 40 | 21 | M12 |
| SK40-FMB32-50 | 32 | 78 | 50 | 24 | M16 |
| | | | | | |
| SK40-FMB16-100 | 16 | 38 | 100 | 17 | M8 |
| SK40-FMB22-100 | 22 | 48 | 100 | 19 | M10 |
| SK40-FMB27-100 | 27 | 58 | 100 | 21 | M12 |
| SK40-FMB32-100 | 32 | 78 | 100 | 24 | M16 |
| | | | | | |
| SK40-FMB16-160 | 16 | 38 | 160 | 17 | M8 |
| SK40-FMB22-160 | 22 | 48 | 160 | 19 | M10 |
| SK40-FMB27-160 | 27 | 58 | 160 | 21 | M12 |
| SK40-FMB32-160 | 32 | 78 | 160 | 24 | M16 |
| | | | | | |
| SK40-FMB16-200 | 16 | 38 | 200 | 17 | M8 |
| SK40-FMB22-200 | 22 | 48 | 200 | 19 | M10 |
| SK40-FMB27-200 | 27 | 58 | 200 | 21 | M12 |
| SK40-FMB32-200 | 32 | 78 | 200 | 24 | M16 |
| | | | | | |
| SK40-FMB22-250 | 22 | 48 | 250 | 19 | M10 |
| SK40-FMB27-250 | 27 | 58 | 250 | 21 | M12 |
| SK40-FMB32-250 | 32 | 78 | 250 | 24 | M16 |
| | | | | | |
| SK40-FMB22-300 | 22 | 48 | 300 | 19 | M10 |
| SK40-FMB27-300 | 27 | 58 | 300 | 21 | M12 |
| SK40-FMB32-300 | 32 | 78 | 300 | 24 | M16 |

AD/B Customized

AD/B 可定制

Face Mill Holder
面铣刀柄

| | | | |
|---------|----------------|----------------|----|
| DIN6357 | A ≤ 0.005 | RPM G6.3/15000 | AD |
|---------|----------------|----------------|----|

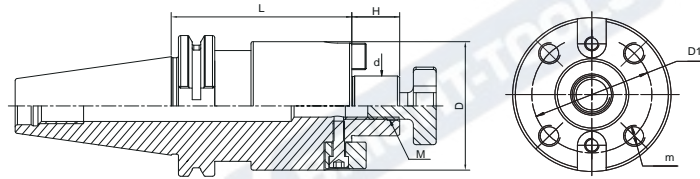
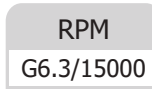
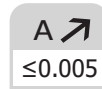
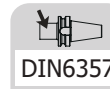


| Size | d | D | L | H | M |
|----------------|----|----|-----|----|-----|
| SK50-FMB16-35 | 16 | 38 | 35 | 17 | M8 |
| SK50-FMB22-35 | 22 | 48 | 35 | 19 | M10 |
| SK50-FMB27-40 | 27 | 58 | 40 | 21 | M12 |
| SK50-FMB32-50 | 32 | 78 | 50 | 24 | M16 |
| SK50-FMB16-100 | 16 | 38 | 100 | 17 | M8 |
| SK50-FMB22-100 | 22 | 48 | 100 | 19 | M10 |
| SK50-FMB27-100 | 27 | 58 | 100 | 21 | M12 |
| SK50-FMB32-100 | 32 | 78 | 100 | 24 | M16 |
| SK50-FMB16-160 | 16 | 38 | 160 | 17 | M8 |
| SK50-FMB22-160 | 22 | 48 | 160 | 19 | M10 |
| SK50-FMB27-160 | 27 | 58 | 160 | 21 | M12 |
| SK50-FMB32-160 | 32 | 78 | 160 | 24 | M16 |
| SK50-FMB16-200 | 16 | 38 | 200 | 17 | M8 |
| SK50-FMB22-200 | 22 | 48 | 200 | 19 | M10 |
| SK50-FMB27-200 | 27 | 58 | 200 | 21 | M12 |
| SK50-FMB32-200 | 32 | 78 | 200 | 24 | M16 |
| SK50-FMB22-250 | 22 | 48 | 250 | 19 | M10 |
| SK50-FMB27-250 | 27 | 58 | 250 | 21 | M12 |
| SK50-FMB32-250 | 32 | 78 | 250 | 24 | M16 |
| SK50-FMB22-300 | 22 | 48 | 300 | 19 | M10 |
| SK50-FMB27-300 | 27 | 58 | 300 | 21 | M12 |
| SK50-FMB32-300 | 32 | 78 | 300 | 24 | M16 |
| SK60-FMB22-100 | 22 | 48 | 100 | 19 | M10 |
| SK60-FMB27-100 | 27 | 58 | 100 | 21 | M12 |
| SK60-FMB32-100 | 32 | 78 | 100 | 24 | M16 |
| SK60-FMB22-150 | 22 | 48 | 150 | 19 | M10 |

AD/B Customized

AD/B 可定制

SK

Face Mill Holder
面铣刀柄

SK



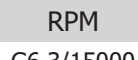
| Size | d | D | D1 | L | H | M | m |
|----------------|----|-----|-------|-----|----|-----|-----|
| SK40-FMB40-50 | 40 | 88 | 66.7 | 50 | 27 | M20 | M12 |
| SK40-FMB40-100 | 40 | 88 | 66.7 | 100 | 27 | M20 | M12 |
| SK40-FMB40-160 | 40 | 88 | 66.7 | 160 | 27 | M20 | M12 |
| SK40-FMB40-200 | 40 | 88 | 66.7 | 200 | 27 | M20 | M12 |
| SK40-FMB40-250 | 40 | 88 | 66.7 | 250 | 27 | M20 | M12 |
| SK40-FMB40-300 | 40 | 88 | 66.7 | 300 | 27 | M20 | M12 |
| SK50-FMB40-50 | 40 | 88 | 66.7 | 50 | 27 | M20 | M12 |
| SK50-FMB40-100 | 40 | 88 | 66.7 | 100 | 27 | M20 | M12 |
| SK50-FMB40-160 | 40 | 88 | 66.7 | 160 | 27 | M20 | M12 |
| SK50-FMB40-200 | 40 | 88 | 66.7 | 200 | 27 | M20 | M12 |
| SK50-FMB40-250 | 40 | 88 | 66.7 | 250 | 27 | M20 | M12 |
| SK50-FMB40-300 | 40 | 88 | 66.7 | 300 | 27 | M20 | M12 |
| SK60-FMB40-100 | 40 | 88 | 66.7 | 100 | 27 | M20 | M12 |
| SK60-FMB60-75 | 60 | 129 | 101.6 | 75 | 27 | M30 | M16 |

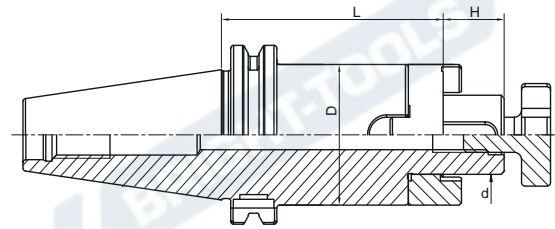
AD/B Customized

AD/B 可定制

Combi Shell Mill Holder
混合插入式铣刀柄



| | | |
|---|--|---|
|  DIN6358 |  A ≤ 0.005 |  RPM G6.3/15000 |
|---|--|---|

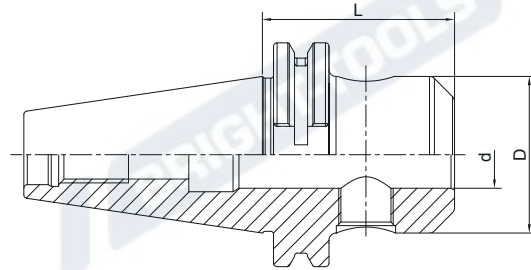


| Size | d | D | l | L |
|-----------------|----|----|----|-----|
| SK30-SEMC16-50 | 16 | 32 | 17 | 50 |
| SK30-SEMC22-50 | 22 | 40 | 19 | 50 |
| SK30-SEMC27-55 | 27 | 48 | 21 | 55 |
| SK30-SEMC32-60 | 32 | 58 | 24 | 60 |
| | | | | |
| SK40-SEMC16-55 | 16 | 32 | 17 | 55 |
| SK40-SEMC22-55 | 22 | 40 | 19 | 55 |
| SK40-SEMC27-55 | 27 | 48 | 21 | 55 |
| SK40-SEMC32-60 | 32 | 58 | 24 | 60 |
| SK40-SEMC40-60 | 40 | 70 | 27 | 60 |
| SK40-SEMC16-100 | 16 | 32 | 17 | 100 |
| SK40-SEMC22-100 | 22 | 40 | 19 | 100 |
| SK40-SEMC27-100 | 27 | 48 | 21 | 100 |
| SK40-SEMC32-100 | 32 | 58 | 24 | 100 |
| SK40-SEMC40-100 | 40 | 70 | 27 | 100 |
| SK40-SEMC16-160 | 16 | 32 | 17 | 160 |
| SK40-SEMC22-160 | 22 | 40 | 19 | 160 |
| SK40-SEMC27-160 | 27 | 48 | 21 | 160 |
| SK40-SEMC32-160 | 32 | 58 | 24 | 160 |
| SK40-SEMC40-160 | 40 | 70 | 27 | 160 |
| | | | | |
| SK50-SEMC16-55 | 16 | 32 | 17 | 55 |
| SK50-SEMC22-55 | 22 | 40 | 19 | 55 |
| SK50-SEMC27-55 | 27 | 48 | 21 | 55 |
| SK50-SEMC32-55 | 32 | 58 | 24 | 60 |
| SK50-SEMC40-55 | 40 | 70 | 27 | 60 |
| SK50-SEMC16-100 | 16 | 32 | 17 | 100 |
| SK50-SEMC22-100 | 22 | 40 | 19 | 100 |
| SK50-SEMC27-100 | 27 | 48 | 21 | 100 |
| SK50-SEMC32-100 | 32 | 58 | 24 | 100 |
| SK50-SEMC40-100 | 40 | 70 | 27 | 100 |
| SK50-SEMC16-160 | 16 | 32 | 17 | 160 |
| SK50-SEMC22-160 | 22 | 40 | 19 | 160 |
| SK50-SEMC27-160 | 27 | 48 | 21 | 160 |
| SK50-SEMC32-160 | 32 | 58 | 24 | 160 |
| SK50-SEMC40-160 | 40 | 70 | 27 | 160 |

SK

End Mill Holder Weldon 侧固刀柄

| | | | |
|--|--|--|---|
|  DIN6359/1835B |  A ≤0.005 |  RPM G6.3/15000 |  AD |
|--|--|--|---|

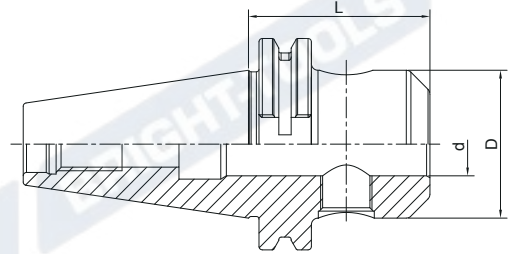

SK

| Size | d | D | L | M | Screw Quantity |
|----------------|----|----|-----|-------|----------------|
| SK30-SLA06-50 | 6 | 25 | 50 | M6 | 1 |
| SK30-SLA08-50 | 8 | 28 | 50 | M8 | 1 |
| SK30-SLA10-50 | 10 | 35 | 50 | M10 | 1 |
| SK30-SLA12-50 | 12 | 42 | 50 | M12 | 1 |
| SK30-SLA14-63 | 14 | 44 | 63 | M12 | 1 |
| SK30-SLA16-63 | 16 | 48 | 63 | M14 | 1 |
| SK30-SLA18-63 | 18 | 50 | 63 | M14 | 1 |
| SK30-SLA20-70 | 20 | 52 | 70 | M16 | 1 |
| | | | | | |
| SK40-SLA06-50 | 6 | 25 | 50 | M6 | 1 |
| SK40-SLA08-50 | 8 | 28 | 50 | M8 | 1 |
| SK40-SLA10-50 | 10 | 35 | 50 | M10 | 1 |
| SK40-SLA12-50 | 12 | 42 | 50 | M12 | 1 |
| SK40-SLA14-50 | 14 | 44 | 50 | M12 | 1 |
| SK40-SLA16-63 | 16 | 48 | 63 | M14 | 1 |
| SK40-SLA18-63 | 18 | 50 | 63 | M14 | 1 |
| SK40-SLA20-63 | 20 | 52 | 63 | M16 | 1 |
| SK40-SLA25-100 | 25 | 65 | 100 | M18*2 | 2 |
| SK40-SLA32-100 | 32 | 72 | 100 | M20*2 | 2 |
| SK40-SLA40-120 | 40 | 80 | 120 | M20*2 | 2 |
| | | | | | |
| SK40-SLA06-100 | 6 | 25 | 100 | M6 | 1 |
| SK40-SLA08-100 | 8 | 28 | 100 | M8 | 1 |
| SK40-SLA10-100 | 10 | 35 | 100 | M10 | 1 |
| SK40-SLA12-100 | 12 | 42 | 100 | M12 | 1 |
| SK40-SLA14-100 | 14 | 44 | 100 | M12 | 1 |
| SK40-SLA16-100 | 16 | 48 | 100 | M14 | 1 |
| SK40-SLA18-100 | 18 | 50 | 100 | M14 | 1 |
| SK40-SLA20-100 | 20 | 52 | 100 | M16 | 1 |

AD/B Customized

AD/B 可定制

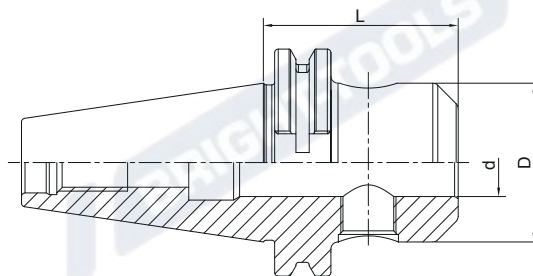
End Mill Holder Weldon 侧固刀柄



| Size | d | D | L | M | Screw Quantity |
|----------------|----|-----|-----|-------|----------------|
| SK40-SLA06-160 | 6 | 25 | 160 | M6 | 1 |
| SK40-SLA08-160 | 8 | 28 | 160 | M8 | 1 |
| SK40-SLA10-160 | 10 | 35 | 160 | M10 | 1 |
| SK40-SLA12-160 | 12 | 42 | 160 | M12 | 1 |
| SK40-SLA14-160 | 14 | 44 | 160 | M12 | 1 |
| SK40-SLA16-160 | 16 | 48 | 160 | M14 | 1 |
| SK40-SLA18-160 | 18 | 50 | 160 | M14 | 1 |
| SK40-SLA20-160 | 20 | 52 | 160 | M16 | 1 |
| SK40-SLA25-160 | 25 | 65 | 160 | M18*2 | 2 |
| SK40-SLA32-160 | 32 | 72 | 160 | M20*2 | 2 |
| SK40-SLA40-160 | 40 | 80 | 160 | M20*2 | 2 |
| SK50-SLA06-63 | 6 | 25 | 63 | M6 | 1 |
| SK50-SLA08-63 | 8 | 28 | 63 | M8 | 1 |
| SK50-SLA10-63 | 10 | 35 | 63 | M10 | 1 |
| SK50-SLA12-63 | 12 | 42 | 63 | M12 | 1 |
| SK50-SLA14-63 | 14 | 44 | 63 | M12 | 1 |
| SK50-SLA16-63 | 16 | 48 | 63 | M14 | 1 |
| SK50-SLA18-63 | 18 | 50 | 63 | M14 | 1 |
| SK50-SLA20-63 | 20 | 52 | 63 | M16 | 1 |
| SK50-SLA25-80 | 25 | 65 | 80 | M18*2 | 2 |
| SK50-SLA32-100 | 32 | 72 | 100 | M20*2 | 2 |
| SK50-SLA40-100 | 40 | 80 | 100 | M20*2 | 2 |
| SK50-SLA50-120 | 50 | 100 | 120 | M24*2 | 2 |
| SK50-SLA06-100 | 6 | 25 | 100 | M6 | 1 |
| SK50-SLA08-100 | 8 | 28 | 100 | M8 | 1 |
| SK50-SLA10-100 | 10 | 35 | 100 | M10 | 1 |
| SK50-SLA12-100 | 12 | 42 | 100 | M12 | 1 |
| SK50-SLA14-100 | 14 | 44 | 100 | M12 | 1 |
| SK50-SLA16-100 | 16 | 48 | 100 | M14 | 1 |
| SK50-SLA18-100 | 18 | 50 | 100 | M14 | 1 |
| SK50-SLA20-100 | 20 | 52 | 100 | M16 | 1 |
| SK50-SLA25-120 | 25 | 65 | 120 | M18*2 | 2 |

End Mill Holder Weldon 侧固刀柄

| | | | |
|--|---|--|---|
|  DIN6359/1835B |  A \nearrow ≤ 0.005 |  RPM G6.3/15000 |  AD |
|--|---|--|---|



SK

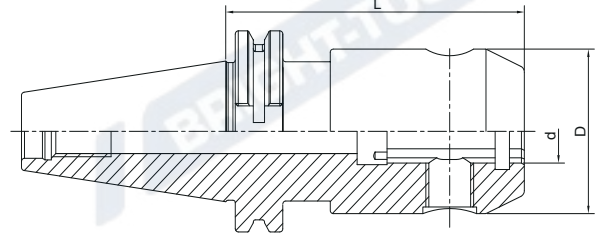
| Size | d | D | L | M | Screw Quantity |
|----------------|----|----|-----|-------|----------------|
| SK50-SLA06-160 | 6 | 25 | 160 | M6 | 1 |
| SK50-SLA08-160 | 8 | 28 | 160 | M8 | 1 |
| SK50-SLA10-160 | 10 | 35 | 160 | M10 | 1 |
| SK50-SLA12-160 | 12 | 42 | 160 | M12 | 1 |
| SK50-SLA14-160 | 14 | 44 | 160 | M12 | 1 |
| SK50-SLA16-160 | 16 | 48 | 160 | M14 | 1 |
| SK50-SLA18-160 | 18 | 50 | 160 | M14 | 1 |
| SK50-SLA20-160 | 20 | 52 | 160 | M16 | 1 |
| SK50-SLA25-160 | 25 | 65 | 160 | M18*2 | 2 |
| SK50-SLA32-160 | 32 | 72 | 160 | M20*2 | 2 |
| SK50-SLA40-160 | 40 | 80 | 160 | M20*2 | 2 |
| SK60-SLA20-63 | 20 | 52 | 63 | M16 | 1 |
| SK60-SLA25-80 | 25 | 65 | 80 | M18*2 | 2 |
| SK60-SLA32-100 | 32 | 72 | 100 | M20*2 | 2 |
| SK60-SLA40-100 | 40 | 80 | 100 | M20*2 | 2 |
| SK60-SLA50-120 | 50 | 90 | 120 | M20*2 | 2 |

AD/B Customized

AD/B 可定制

End Mill Holder with Coolant Channels 侧固刀柄，端面出水型

| | | | |
|--|---|--|---|
|  DIN6359/1835B |  A \nearrow ≤ 0.005 |  RPM G6.3/15000 |  AD |
|--|---|--|---|



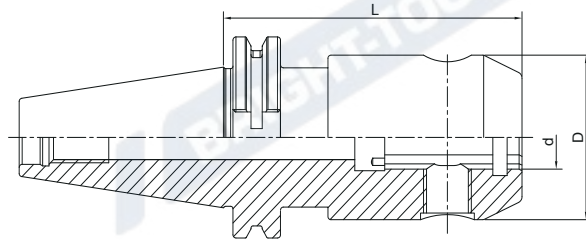
| Size | d | D | L | M | Screw Quantity |
|-----------------|----|----|-----|-------|----------------|
| SK40-SLA06-50K | 6 | 25 | 50 | M6 | 1 |
| SK40-SLA08-50K | 8 | 28 | 50 | M8 | 1 |
| SK40-SLA10-50K | 10 | 35 | 50 | M10 | 1 |
| SK40-SLA12-50K | 12 | 42 | 50 | M12 | 1 |
| SK40-SLA14-50K | 14 | 44 | 50 | M12 | 1 |
| SK40-SLA16-63K | 16 | 48 | 63 | M14 | 1 |
| SK40-SLA18-63K | 18 | 50 | 63 | M14 | 1 |
| SK40-SLA20-63K | 20 | 52 | 63 | M16 | 1 |
| SK40-SLA25-100K | 25 | 65 | 100 | M18*2 | 2 |
| SK40-SLA32-100K | 32 | 72 | 100 | M20*2 | 2 |
| SK40-SLA40-120K | 40 | 80 | 120 | M20*2 | 2 |
| SK40-SLA06-100K | 6 | 25 | 100 | M6 | 1 |
| SK40-SLA08-100K | 8 | 28 | 100 | M8 | 1 |
| SK40-SLA10-100K | 10 | 35 | 100 | M10 | 1 |
| SK40-SLA12-100K | 12 | 42 | 100 | M12 | 1 |
| SK40-SLA14-100K | 14 | 44 | 100 | M12 | 1 |
| SK40-SLA16-100K | 16 | 48 | 100 | M14 | 1 |
| SK40-SLA18-100K | 18 | 50 | 100 | M14 | 1 |
| SK40-SLA20-100K | 20 | 52 | 100 | M16 | 1 |

AD/B Customized

AD/B 可定制

End Mill Holder with Coolant Channels 侧固刀柄，端面出水型

| | | | |
|--|--|--|---|
|  DIN6359/1835B |  A ↗ ≤0.005 |  RPM G6.3/15000 |  AD |
|--|--|--|---|

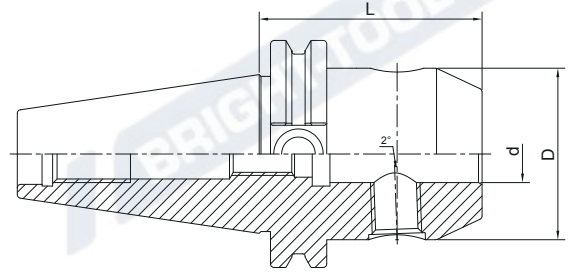
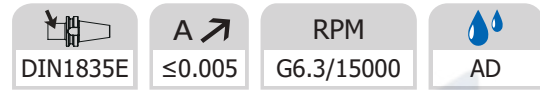

SK

| Size | d | D | L | M | Screw Quantity |
|-----------------|----|----|-----|-------|----------------|
| SK50-SLA06-63K | 6 | 25 | 63 | M6 | 1 |
| SK50-SLA08-63K | 8 | 28 | 63 | M8 | 1 |
| SK50-SLA10-63K | 10 | 35 | 63 | M10 | 1 |
| SK50-SLA12-63K | 12 | 42 | 63 | M12 | 1 |
| SK50-SLA16-63K | 16 | 48 | 63 | M14 | 1 |
| SK50-SLA18-63K | 18 | 50 | 63 | M14 | 1 |
| SK50-SLA20-63K | 20 | 52 | 63 | M16 | 1 |
| SK50-SLA25-80K | 25 | 65 | 80 | M18*2 | 2 |
| SK50-SLA32-100K | 32 | 72 | 100 | M20*2 | 2 |
| SK50-SLA40-100K | 40 | 80 | 100 | M20*2 | 2 |
| | | | | | |
| SK50-SLA06-100K | 6 | 25 | 100 | M6 | 1 |
| SK50-SLA08-100K | 8 | 28 | 100 | M8 | 1 |
| SK50-SLA10-100K | 10 | 35 | 100 | M10 | 1 |
| SK50-SLA12-100K | 12 | 42 | 100 | M12 | 1 |
| SK50-SLA14-100K | 14 | 44 | 100 | M12 | 1 |
| SK50-SLA16-100K | 16 | 48 | 100 | M14 | 1 |
| SK50-SLA18-100K | 18 | 50 | 100 | M14 | 1 |
| SK50-SLA20-100K | 20 | 52 | 100 | M16 | 1 |
| SK50-SLA25-120K | 25 | 65 | 120 | M18*2 | 2 |

AD/B Customized

AD/B 可定制

End Mill Holder Whistle Notch 侧固式铣刀柄，斜 2 度





| Size | d | D | L | M | Screw Quantity |
|----------------|----|-----|-----|-------|----------------|
| SK40-SLB06-50 | 6 | 25 | 50 | M6 | 1 |
| SK40-SLB08-50 | 8 | 28 | 50 | M8 | 1 |
| SK40-SLB10-50 | 10 | 35 | 50 | M10 | 1 |
| SK40-SLB12-50 | 12 | 42 | 50 | M12 | 1 |
| SK40-SLB14-50 | 14 | 44 | 50 | M12 | 1 |
| SK40-SLB16-63 | 16 | 48 | 63 | M14 | 1 |
| SK40-SLB18-63 | 18 | 50 | 63 | M14 | 1 |
| SK40-SLB20-63 | 20 | 52 | 63 | M16 | 1 |
| SK40-SLB25-100 | 25 | 65 | 100 | M18*2 | 2 |
| SK40-SLB32-100 | 32 | 72 | 100 | M20*2 | 2 |
| SK40-SLB40-120 | 40 | 80 | 120 | M20*2 | 2 |
| SK50-SLB06-63 | 6 | 25 | 63 | M6 | 1 |
| SK50-SLB08-63 | 8 | 28 | 63 | M8 | 1 |
| SK50-SLB10-63 | 10 | 35 | 63 | M10 | 1 |
| SK50-SLB12-63 | 12 | 42 | 63 | M12 | 1 |
| SK50-SLB14-63 | 14 | 44 | 63 | M12 | 1 |
| SK50-SLB16-63 | 16 | 48 | 63 | M14 | 1 |
| SK50-SLB18-63 | 18 | 50 | 63 | M14 | 1 |
| SK50-SLB20-63 | 20 | 52 | 63 | M16 | 1 |
| SK50-SLB25-80 | 25 | 65 | 80 | M18*2 | 2 |
| SK50-SLB32-100 | 32 | 72 | 100 | M20*2 | 2 |
| SK50-SLB40-100 | 40 | 80 | 100 | M20*2 | 2 |
| SK50-SLB50-125 | 50 | 100 | 125 | M24*2 | 2 |

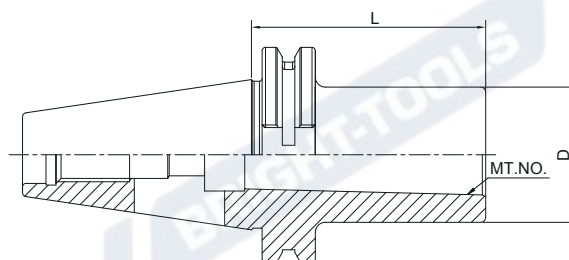
AD/B Customized

AD/B 可定制

Morse Taper Adapter with Tang 带扁尾莫氏刀柄



| | | |
|--|--|-------------------|
|  DIN6383 |  A ↗ ≤0.005 | RPM G6.3/15000 |
|--|--|-------------------|

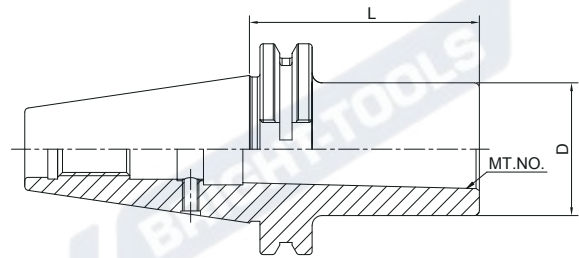

SK

| Size | MT. NO. | D | L |
|---------------|---------|----|-----|
| SK30-MTA1-50 | 1 | 25 | 50 |
| SK30-MTA2-65 | 2 | 32 | 65 |
| SK30-MTA3-80 | 3 | 40 | 80 |
| SK40-MTA1-50 | 1 | 25 | 50 |
| SK40-MTA2-50 | 2 | 32 | 50 |
| SK40-MTA3-70 | 3 | 40 | 70 |
| SK40-MTA4-95 | 4 | 48 | 95 |
| SK50-MTA1-45 | 1 | 25 | 45 |
| SK50-MTA2-60 | 2 | 32 | 60 |
| SK50-MTA3-65 | 3 | 40 | 65 |
| SK50-MTA4-95 | 4 | 48 | 95 |
| SK50-MTA5-105 | 5 | 63 | 105 |
| SK60-MTA3-65 | 3 | 40 | 65 |
| SK60-MTA4-95 | 4 | 48 | 95 |
| SK60-MTA5-105 | 5 | 63 | 105 |
| SK60-MTA6-170 | 6 | 85 | 170 |

Morse Taper Adapter with Drawbar
带螺纹孔莫氏刀柄



| | | |
|--|---|-------------------|
|  DIN6364 |  A ≤0.005 | RPM G6.3/15000 |
|--|---|-------------------|



| Size | MT. NO. | D | L |
|---------------|---------|----|-----|
| SK40-MTB1-50 | 1 | 25 | 50 |
| SK40-MTB2-50 | 2 | 32 | 50 |
| SK40-MTB3-70 | 3 | 40 | 70 |
| SK40-MTB4-95 | 4 | 48 | 95 |
| | | | |
| SK50-MTB1-45 | 1 | 25 | 45 |
| SK50-MTB2-60 | 2 | 32 | 60 |
| SK50-MTB3-65 | 3 | 40 | 65 |
| SK50-MTB4-70 | 4 | 48 | 70 |
| SK50-MTB5-100 | 5 | 63 | 100 |
| | | | |
| SK60-MTB3-65 | 3 | 40 | 65 |
| SK60-MTB4-70 | 4 | 48 | 70 |
| SK60-MTB5-100 | 5 | 63 | 100 |
| SK60-MTB6-150 | 6 | 85 | 150 |

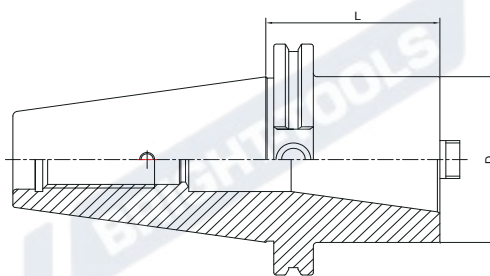
SK



Tool Holder Adapter Sleeve 转换刀柄



| | |
|--------|------------|
| A ↗ | RPM |
| ≤0.005 | G6.3/15000 |

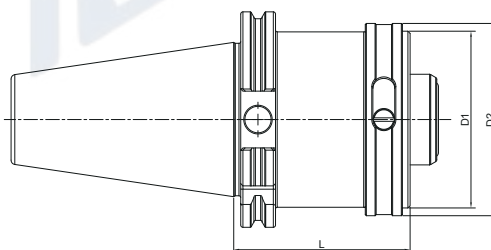


| Size | L | D |
|---------------|-----|----|
| SK40-SK30-50 | 50 | 50 |
| SK40-SK40-100 | 100 | 63 |
| SK50-SK40-70 | 70 | 70 |
| SK50-SK50-120 | 120 | 97 |
| SK60-SK50-100 | 100 | 97 |

Tool Holder Adapter Sleeve 转换刀柄



| | |
|--------|----|
| A ↗ | AD |
| ≤0.005 | |

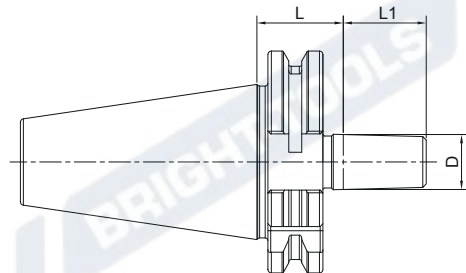


| Size | D1 | D2 | L |
|-----------------|-----|-----|----|
| SK30-HSK32C-40 | 32 | 37 | 40 |
| SK30-HSK40C-60 | 40 | 45 | 60 |
| SK40-HSK32C-40 | 32 | 37 | 40 |
| SK40-HSK40C-40 | 40 | 45 | 40 |
| SK40-HSK50C-60 | 50 | 55 | 60 |
| SK40-HSK63C-75 | 63 | 70 | 75 |
| SK50-HSK32C-40 | 32 | 37 | 40 |
| SK50-HSK40C-40 | 40 | 45 | 40 |
| SK50-HSK50C-40 | 50 | 55 | 40 |
| SK50-HSK63C-40 | 63 | 70 | 40 |
| SK50-HSK80C-80 | 80 | 87 | 80 |
| SK50-HSK100C-95 | 100 | 110 | 95 |

Drill Chuck Adapter
钻接杆



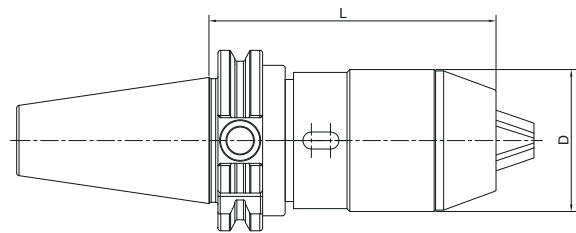
| | | |
|--------|------------------------------|-------------------|
| DIN238 | A \nearrow ≤ 0.005 | RPM G6.3/15000 |
|--------|------------------------------|-------------------|



| Size | D | L1 | L |
|----------|-----|------|----|
| SK30-B12 | B12 | 18.5 | 25 |
| SK30-B16 | B16 | 24 | 25 |
| SK40-B12 | B12 | 18.5 | 25 |
| SK40-B16 | B16 | 24 | 25 |
| SK40-B18 | B18 | 32 | 25 |
| SK50-B12 | B12 | 18.5 | 25 |
| SK50-B16 | B16 | 24 | 25 |
| SK50-B18 | B18 | 32 | 25 |

SK

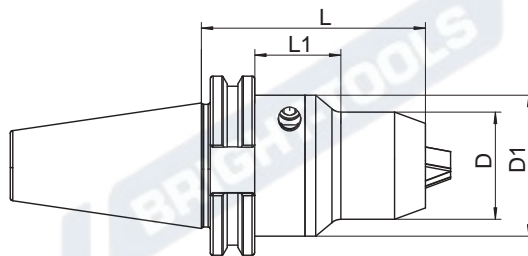
APU Drill Chuck Holder
APU 钻夹头刀柄



| Size | D | L | Capacity |
|----------------|----|-----|----------|
| SK30-APU8-80 | 38 | 80 | 1-8 |
| SK30-APU13-120 | 48 | 120 | 1-13 |
| SK30-APU16-130 | 53 | 130 | 3-16 |
| SK40-APU08-85 | 38 | 85 | 1-8 |
| SK40-APU13-100 | 48 | 100 | 1-13 |
| SK40-APU16-110 | 53 | 110 | 3-16 |
| SK50-APU8-75 | 38 | 75 | 1-8 |
| SK50-APU13-100 | 48 | 100 | 1-13 |
| SK50-APU16-100 | 53 | 100 | 3-16 |

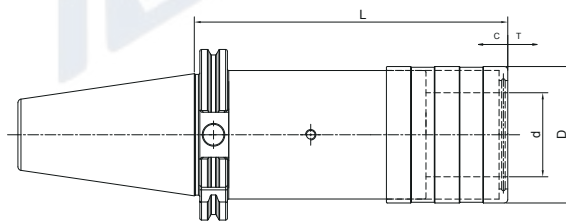
Precision Drill Chuck Holder 精密钻夹头刀柄

| | |
|-------|------------|
| A ↗ | RPM |
| ≤0.03 | G6.3/15000 |



| Size | D | D1 | L | L1 | Capacity |
|----------------|----|----|-----|------|----------|
| SK40-CPU10-80 | 38 | 50 | 80 | 28.9 | 1-10 |
| SK40-CPU13-90 | 50 | - | 90 | - | 1-13 |
| SK40-CPU16-90 | 50 | - | 90 | - | 1-16 |
| SK50-CPU13-100 | 50 | - | 100 | - | 1-13 |
| SK50-CPU16-100 | 50 | - | 100 | - | 1-16 |

Quick Change Tapping Chuck with Length Compensation 弹性快换攻丝刀柄

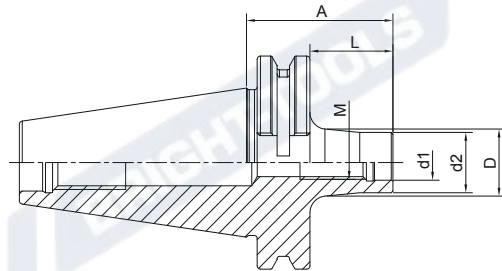


| Size | D | d | L | T | C |
|-----------------|----|----|-----|------|------|
| SK30-TC312-65 | 36 | 19 | 65 | 7.5 | 7.5 |
| SK30-TC820-99 | 54 | 31 | 99 | 12.5 | 12.5 |
| SK40-TC312-59 | 36 | 19 | 59 | 7.5 | 7.5 |
| SK40-TC820-97 | 54 | 31 | 97 | 12.5 | 12.5 |
| SK40-TC1433-156 | 78 | 48 | 156 | 22 | 22 |
| SK50-TC312-63 | 36 | 19 | 63 | 7.5 | 7.5 |
| SK50-TC820-97 | 54 | 31 | 97 | 12.5 | 12.5 |
| SK50-TC1433-140 | 78 | 48 | 140 | 22 | 22 |

Screw-in Milling Cutter Holder
锁牙刀柄, 锥柄型



| | | |
|---------------|-------------------|----|
| A ↗ ≤0.005 | RPM G6.3/15000 | AD |
|---------------|-------------------|----|




| Size | M | d1 | d2 | A | L | D |
|----------------------|----|------|------|-----|-----|------|
| SK40-SOM08-44 L=25 | 8 | 8.5 | 14.5 | 44 | 25 | 15 |
| SK40-SOM08-69 L=50 | 8 | 8.5 | 14.5 | 69 | 50 | 23 |
| SK40-SOM08-94 L=75 | 8 | 8.5 | 14.5 | 94 | 75 | 23 |
| SK40-SOM08-119 L=100 | 8 | 8.5 | 14.5 | 119 | 100 | 25 |
| | | | | | | |
| SK40-SOM10-24 L=5 | 10 | 10.5 | 18 | 24 | 5 | 18 |
| SK40-SOM10-44 L=25 | 10 | 10.5 | 18 | 44 | 25 | 20 |
| SK40-SOM10-69 L=50 | 10 | 10.5 | 18 | 69 | 50 | 23 |
| SK40-SOM10-94 L=75 | 10 | 10.5 | 18 | 94 | 75 | 28 |
| SK40-SOM10-119 L=100 | 10 | 10.5 | 18 | 119 | 100 | 32 |
| SK40-SOM10-169 L=150 | 10 | 10.5 | 18 | 169 | 150 | 36.5 |
| | | | | | | |
| SK40-SOM12-24 L=5 | 12 | 12.5 | 21 | 24 | 5 | 21 |
| SK40-SOM12-44 L=25 | 12 | 12.5 | 21 | 44 | 25 | 24 |
| SK40-SOM12-69 L=50 | 12 | 12.5 | 21 | 69 | 50 | 24 |
| SK40-SOM12-94 L=75 | 12 | 12.5 | 21 | 94 | 75 | 31 |
| SK40-SOM12-119 L=100 | 12 | 12.5 | 21 | 119 | 100 | 33 |
| SK40-SOM12-144 L=125 | 12 | 12.5 | 21 | 144 | 125 | 36 |
| SK40-SOM12-169 L=150 | 12 | 12.5 | 21 | 169 | 150 | 40 |
| | | | | | | |
| SK40-SOM16-24 L=5 | 16 | 17 | 29 | 24 | 5 | 29 |
| SK40-SOM16-44 L=25 | 16 | 17 | 29 | 44 | 25 | 29 |
| SK40-SOM16-69 L=50 | 16 | 17 | 29 | 69 | 50 | 34 |
| SK40-SOM16-94 L=75 | 16 | 17 | 29 | 94 | 75 | 34 |
| SK40-SOM16-119 L=100 | 16 | 17 | 29 | 119 | 100 | 36 |
| SK40-SOM16-144 L=125 | 16 | 17 | 29 | 144 | 125 | 40 |
| SK40-SOM16-169 L=150 | 16 | 17 | 29 | 169 | 150 | 42.5 |

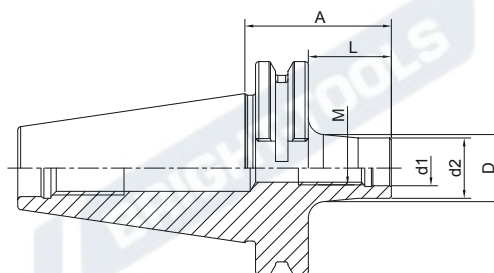
SK

Screw-in Milling Cutter Holder

锁牙刀柄, 锥柄型




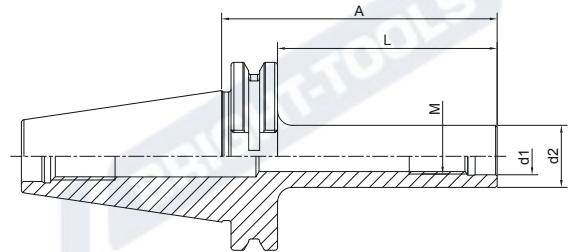
| | | |
|---------------|-------------------|---|
| A ↗ ≤0.005 | RPM G6.3/15000 |  AD |
|---------------|-------------------|---|



| Size | M | d1 | d2 | A | L | D |
|----------------------|----|------|------|-----|-----|------|
| SK50-SOM08-69 L=50 | 8 | 8.5 | 14.5 | 69 | 50 | 23 |
| SK50-SOM08-119 L=100 | 8 | 8.5 | 14.5 | 119 | 100 | 25 |
| SK50-SOM08-169 L=150 | 8 | 8.5 | 14.5 | 169 | 150 | 30 |
| SK50-SOM10-69 L=50 | 10 | 10.5 | 18 | 69 | 50 | 23 |
| SK50-SOM10-119 L=100 | 10 | 10.5 | 18 | 119 | 100 | 32 |
| SK50-SOM10-169 L=150 | 10 | 10.5 | 18 | 169 | 150 | 36.5 |
| SK50-SOM12-69 L=50 | 12 | 12.5 | 21 | 69 | 50 | 24 |
| SK50-SOM12-119 L=100 | 12 | 12.5 | 21 | 119 | 100 | 33 |
| SK50-SOM12-169 L=150 | 12 | 12.5 | 21 | 169 | 150 | 40 |
| SK50-SOM16-69 L=50 | 16 | 17 | 29 | 69 | 50 | 34 |
| SK50-SOM16-119 L=100 | 16 | 17 | 29 | 119 | 100 | 36 |
| SK50-SOM16-169 L=150 | 16 | 17 | 29 | 169 | 150 | 42.5 |

Screw-in Milling Cutter Holder
锁牙刀柄, 直柄型

| | | |
|----------------------|--------------------------|--|
| A ↗ ≤0.005 | RPM G6.3/15000 |  AD |
|----------------------|--------------------------|--|

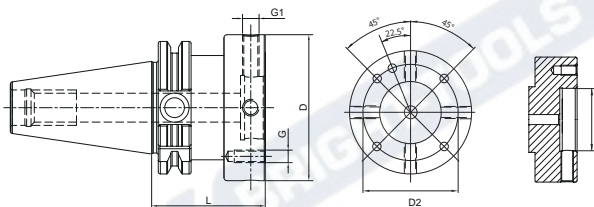


| Size | M | d1 | d2 | A | L |
|--------------------|----|------|----|-----|-----|
| SK40-M10-119 L=100 | 10 | 10.5 | 18 | 119 | 100 |
| SK40-M10-169 L=150 | 10 | 10.5 | 18 | 169 | 150 |
| SK40-M12-119 L=100 | 12 | 12.5 | 21 | 119 | 100 |
| SK40-M12-144 L=125 | 12 | 12.5 | 21 | 144 | 125 |
| SK40-M12-169 L=150 | 12 | 12.5 | 21 | 169 | 150 |
| SK40-M16-119 L=100 | 16 | 17 | 29 | 119 | 100 |
| SK40-M16-144 L=125 | 16 | 17 | 29 | 144 | 125 |
| SK40-M16-169 L=150 | 16 | 17 | 29 | 169 | 150 |
| | | | | | |
| SK50-M10-119 L=100 | 10 | 10.5 | 18 | 119 | 100 |
| SK50-M10-169 L=150 | 10 | 10.5 | 18 | 169 | 150 |
| SK50-M12-119 L=100 | 12 | 12.5 | 21 | 119 | 100 |
| SK50-M12-169 L=150 | 12 | 12.5 | 21 | 169 | 150 |
| SK50-M16-119 L=100 | 16 | 17 | 29 | 119 | 100 |
| SK50-M16-169 L=150 | 16 | 17 | 29 | 169 | 150 |

SK

Runout Adjustable Flange Adapter 可调节精度法兰刀柄

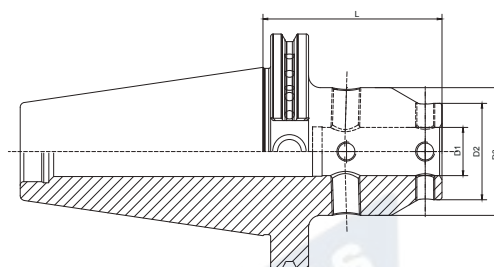
| | | |
|----------------------|--------------------------|---------------|
| A ↗ ≤0.002 | RPM G2.5/25000 | AD |
|----------------------|--------------------------|---------------|



| Size | D | D1 | D2 | L | G | G1 |
|-----------------|-----|----|-----|----|-----|-------|
| SK30-MOD060-050 | 60 | 30 | 44 | 50 | M5 | M8x1 |
| SK30-MOD070-050 | 70 | 35 | 53 | 50 | M6 | M8x1 |
| SK40-MOD060-050 | 60 | 30 | 44 | 50 | M5 | M8x1 |
| SK40-MOD070-050 | 70 | 35 | 53 | 50 | M6 | M8x1 |
| SK40-MOD080-055 | 80 | 40 | 63 | 55 | M6 | M8x1 |
| SK40-MOD100-060 | 100 | 50 | 79 | 60 | M8 | M10x1 |
| SK50-MOD060-050 | 60 | 30 | 44 | 50 | M5 | M8x1 |
| SK50-MOD070-050 | 70 | 35 | 53 | 50 | M6 | M8x1 |
| SK50-MOD080-050 | 80 | 40 | 63 | 50 | M6 | M8x1 |
| SK50-MOD100-060 | 100 | 50 | 79 | 60 | M8 | M10x1 |
| SK50-MOD117-060 | 117 | 60 | 96 | 60 | M8 | M10x1 |
| SK50-MOD140-060 | 140 | 80 | 119 | 60 | M10 | M10x1 |

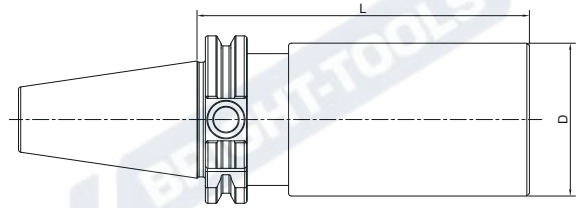
UM Adjustable Tool Holder UM 调零刀柄

| | | |
|----------------------|--------------------------|---------------|
| A ↗ ≤0.003 | RPM G2.5/25000 | AD |
|----------------------|--------------------------|---------------|



| Size | D1 | D2 | D3 | L |
|---------------|----|----|------|-----|
| SK40-UM12-65 | 12 | 28 | 44.5 | 65 |
| SK40-UM16-65 | 16 | 32 | 48 | 65 |
| SK40-UM20-85 | 20 | 40 | 53 | 85 |
| SK40-UM25-100 | 25 | 48 | 63 | 100 |
| SK40-UM32-105 | 32 | 52 | 63 | 105 |
| SK50-UM12-65 | 12 | 28 | 44.5 | 65 |
| SK50-UM16-65 | 16 | 32 | 48 | 65 |
| SK50-UM20-75 | 20 | 40 | 53 | 75 |
| SK50-UM25-85 | 25 | 48 | 63 | 85 |
| SK50-UM32-90 | 32 | 52 | 63 | 90 |


Boring Bar Blank 基础柄



| Size | D | L |
|---------------|-----|-----|
| SK30-D50-200 | 50 | 200 |
| SK40-D50-200 | 50 | 200 |
| SK40-D50-250 | 50 | 250 |
| SK40-D63-250 | 63 | 250 |
| SK50-D100-160 | 100 | 160 |
| SK50-D100-250 | 100 | 250 |

Other sizes can be made by request.

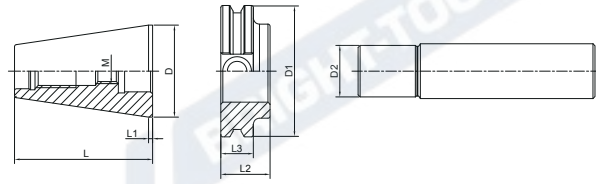
Test Arbor 主轴检测棒



A ↗
≤0.002

| Size | D | L |
|-------------|----|-----|
| SK30-32-250 | 32 | 250 |
| SK40-40-300 | 40 | 300 |
| SK50-50-300 | 50 | 300 |

Alignment Tool for ATC Arm 调整机械手用组合模具



| Size | D | D1 | D2 | L | L1 | L2 | L3 | M |
|--------------|-------|-------|----|--------|-----|----|------|-----|
| SK30-ATC-18D | 31.75 | 50 | 18 | 51 | 3.2 | 20 | 15.9 | M12 |
| SK40-ATC-20D | 44.45 | 63.55 | 20 | 71.6 | 3.2 | 25 | 15.9 | M12 |
| SK50-ATC-28D | 69.85 | 97.5 | 28 | 104.95 | 3.2 | 35 | 15.9 | M16 |

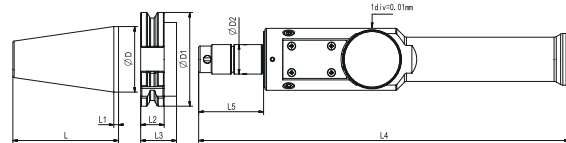
Usage:

- 1) Put the Taper to the machine Spindle
- 2) Install flange to the ATC arm
- 3) Insert Pin into the flange
- 4) Adjust ATC arm and make sure the pin front part into the flange completely.

使用方法:

- 1) 将锥度安装到机床主轴上
- 2) 将法兰安装到 ATC 臂上
- 3) 将销钉插入法兰中
- 4) 调整 ATC 臂并确保销钉前部完全进入法兰中。

Alignment Tool for ATC Arm 调整机械手用组合模具



| Size | D | D1 | D2 | L | L1 | L2 | L3 | L4 | L5 |
|------------|-------|-------|----|--------|-----|------|------|-----|----|
| SK40-ATC20 | 44.45 | 63.55 | 20 | 71.6 | 3.2 | 15.9 | 24.3 | 251 | 44 |
| SK50-ATC28 | 69.85 | 97.5 | 28 | 104.95 | 3.2 | 15.9 | 35.3 | 261 | 54 |

Usage:

1. Install the calibration taper to the machine spindle.
2. Install the calibration flange on the ATC machine.
3. Insert the calibration pin into the calibration flange.
4. Rotate the calibration pin to find the maximum and minimum positions of the pointer. value position of the pointer. This direction is the direction of eccentricity, and the amount of eccentricity is half of the difference.
5. Adjust the ATC manipulator and ensure that the front of the calibration pin is fully inserted into the flange.

使用方法

1. 将校正锥柄安装到机床主轴。
2. 将校正法兰安装在 ATC 机械手上。
3. 将校正销棒插入校正法兰。
4. 旋转校正销棒，找到指针的最大值位置和最小值位置。该方向即偏心方向，偏心量为差值的一半。
5. 调整 ATC 机械手并确保校正销棒前端完全插入法兰中。

ISO
TOOL HOLDERS

BRIGHT-TOOLS

BRIGHT-TOOLS

BRIGHT-TOOLS

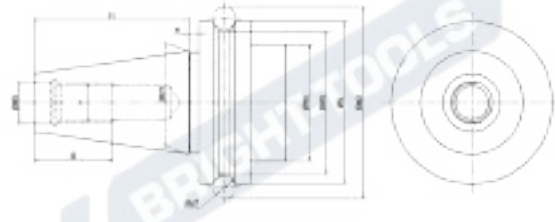

BRIGHT-TOOLS

BRIGHT-TOOLS

BRIGHT-TOOLS

ISO Taper Standard

ISO 锥柄标准

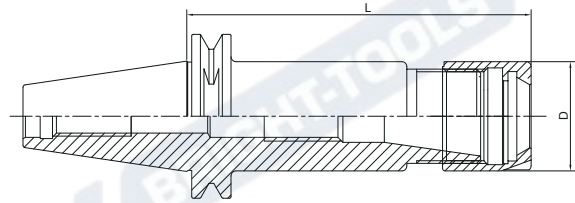


| Size | D | d1 | d2 | d3 | d4 | d5 | d7 | l1 | l2 |
|-------|-------|-------|------|-------|----|----|----|------|----|
| ISO30 | 50 | 31.75 | 59.3 | 44.3 | 45 | 13 | 7 | 47.8 | 24 |
| ISO40 | 63.55 | 44.45 | 72.3 | 56.25 | 50 | 17 | 7 | 68.4 | 32 |

Material: Alloyed case hardened steel
Surface Treatment: Blackening and Bright
Taper tolerance: <AT3
Hardness: HRC 56-60
Carbon depth: 0.8±0.2mm
Surface Roughness: Ra<0.2µm
Balancing: G2.5/25000
Cooling: AD

ER Collet Chuck without Drive Slots
ER 弹簧夹头刀柄

| | | | |
|---------|----------------|----------------|----|
| DIN6499 | A ≤ 0.003 | RPM G2.5/25000 | AD |
|---------|----------------|----------------|----|

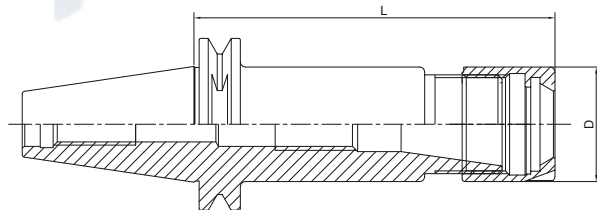


| Size | D | L | Capacity |
|---------------|----|----|----------|
| ISO10-ER11-25 | 19 | 25 | 1-7 |
| ISO20-ER16-35 | 28 | 35 | 1-10 |
| ISO20-ER20-35 | 34 | 35 | 1-13 |
| ISO25-ER16-35 | 28 | 35 | 1-10 |
| ISO25-ER20-35 | 34 | 35 | 1-13 |
| ISO30-ER16-50 | 28 | 50 | 1-10 |
| ISO30-ER20-50 | 34 | 50 | 1-13 |

ISO

ER Collet Chuck without Drive Slots
ER 弹簧夹头刀柄

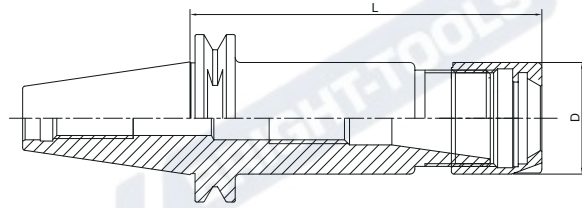

| | | | |
|---------|----------------|----------------|----|
| DIN6499 | A ≤ 0.003 | RPM G2.5/25000 | AD |
|---------|----------------|----------------|----|



| Size | D | L | Capacity |
|-----------------|----|----|----------|
| ISO20-ER16MS-35 | 22 | 35 | 1-10 |
| ISO20-ER20MS-35 | 28 | 35 | 1-13 |
| ISO25-ER16MS-35 | 22 | 35 | 1-10 |
| ISO25-ER20MS-35 | 28 | 35 | 1-13 |
| ISO25-ER25MS-35 | 35 | 35 | 2-16 |

ER Collet Chuck without Drive Slots

ER 弹簧夹头刀柄

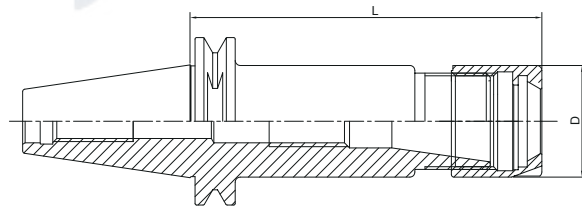
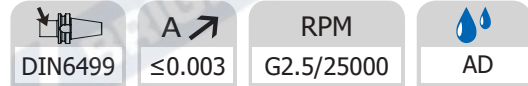


| Size | D | L | Capacity |
|---------------|----|----|----------|
| ISO25-ER25-35 | 42 | 35 | 2-16 |
| ISO30-ER25-50 | 42 | 50 | 2-16 |
| ISO30-ER32-50 | 50 | 50 | 2-20 |
| ISO30-ER40-60 | 63 | 60 | 3-26 |

ISO

ER Collet Chuck without Drive Slots

ER 弹簧夹头刀柄



| Size | D | L | Capacity |
|----------------|----|----|----------|
| ISO10-ER11M-25 | 16 | 25 | 1-7 |
| ISO20-ER20M-35 | 28 | 35 | 1-13 |
| ISO25-ER20M-35 | 28 | 35 | 1-13 |
| ISO30-ER25M-50 | 35 | 50 | 2-16 |